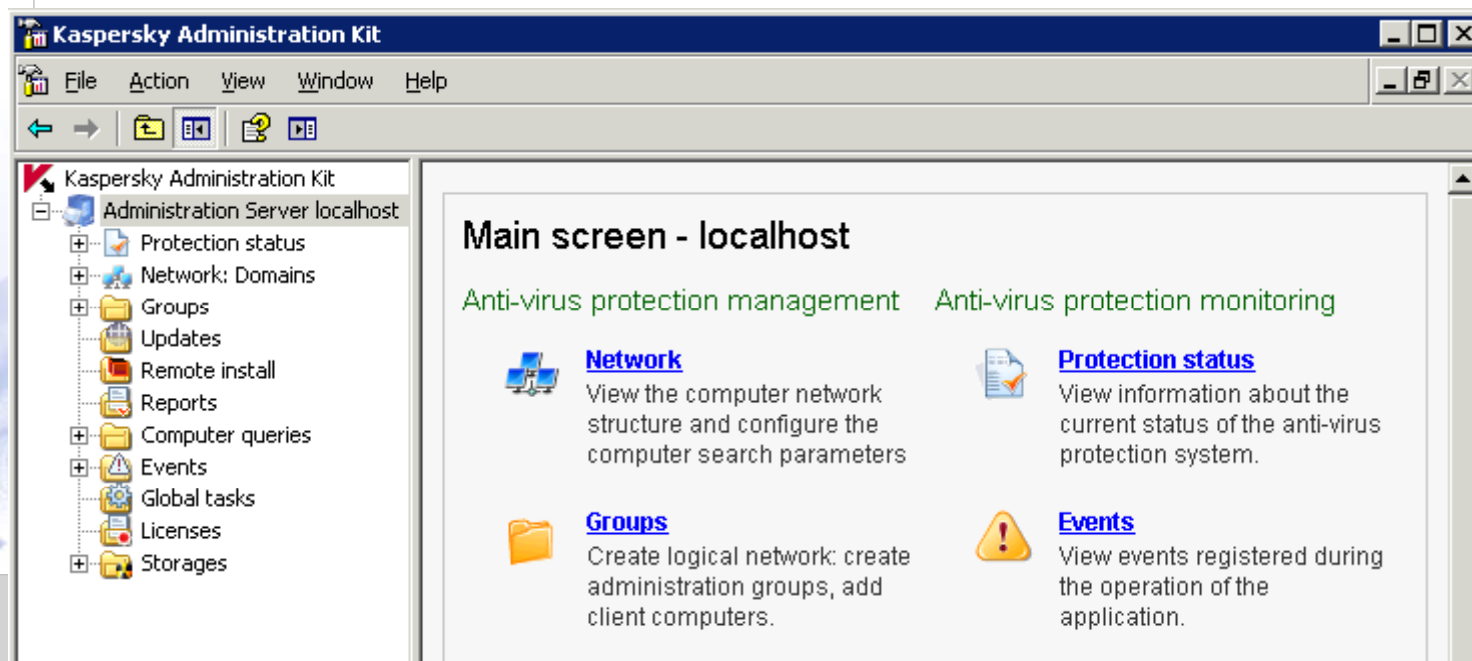


Kaspersky Admin Konsole

Funktionen

- Installation Kaspersky Komponenten
- Deinstallation anderer Virens Scanner
- Monitoring / Statistik / Reporting
- Antiviren Richtlinien Verwaltung



Migration

- Installation Kaspersky Network Agent

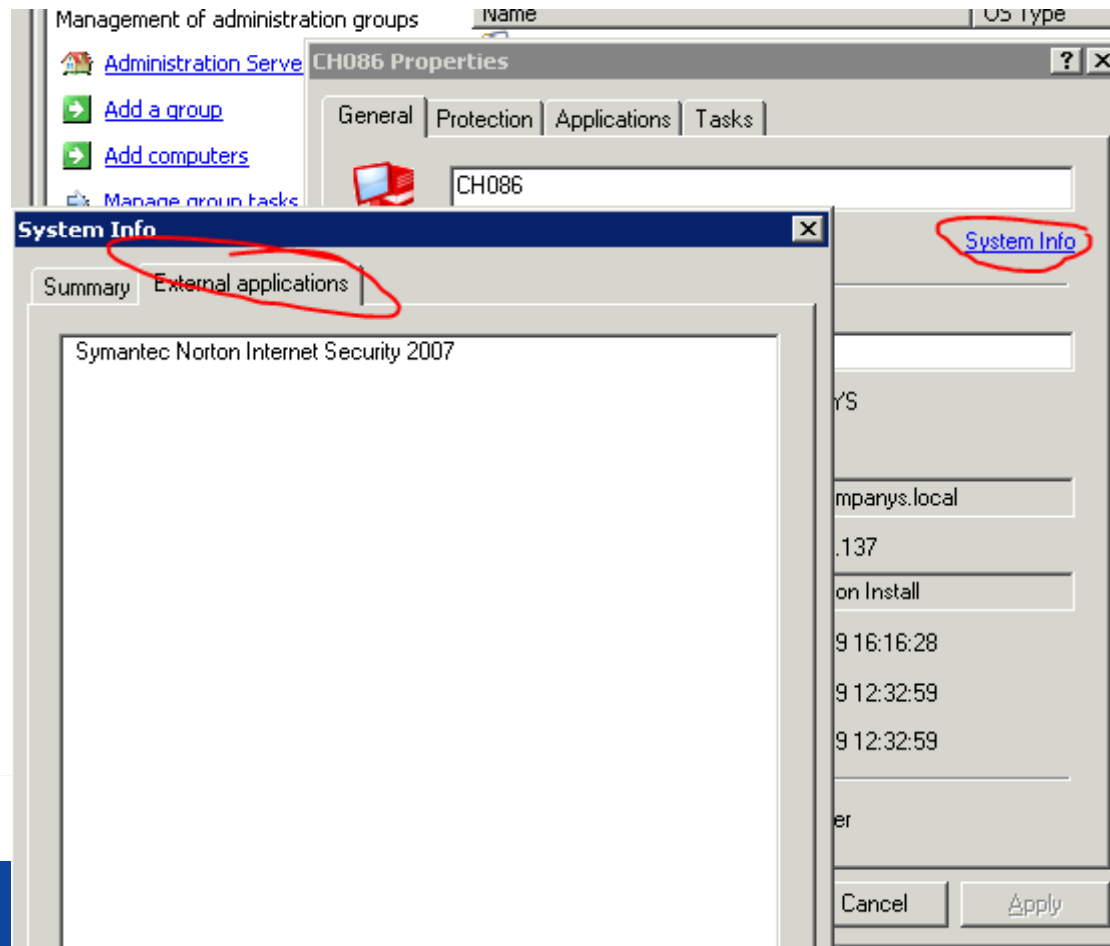
The screenshot displays the Kaspersky Admin Console interface. On the left is a navigation tree with categories like Domains, Policies, and Migration. The main area shows a task named 'Network Agent Install' for 'computers of the administration group'. A context menu is open over this task, listing actions such as 'Add task', 'Import task', 'Export task', 'Run a task', 'Stop task', 'View results', 'View task settings', 'Refresh', and 'Help'. A 'Network Agent Install Properties' dialog box is open, showing the 'General' tab. The dialog contains the following information:

- Task Name: Network Agent Install
- Application: Kaspersky Administration Kit
- Task type: Product deployment task
- Created: 18.06.2009 17:13:30
- Last command: (empty)
- Modified: 0
- Scheduled: 6
- Paused: 0
- Running: 0
- Completed: 14
- Completed with an error: 0
- Send to slave Administration Servers:


At the bottom of the dialog are buttons for Start, Stop, Pause, Resume, OK, Cancel, and Apply.

Migration

- Deinstallation anderer Virens Scanner



New task wizard [X]

Settings 

Select application to uninstall.

Uninstall the external application

Application to uninstall:
Kaspersky Anti-Virus 5.0 for Windows File Servers

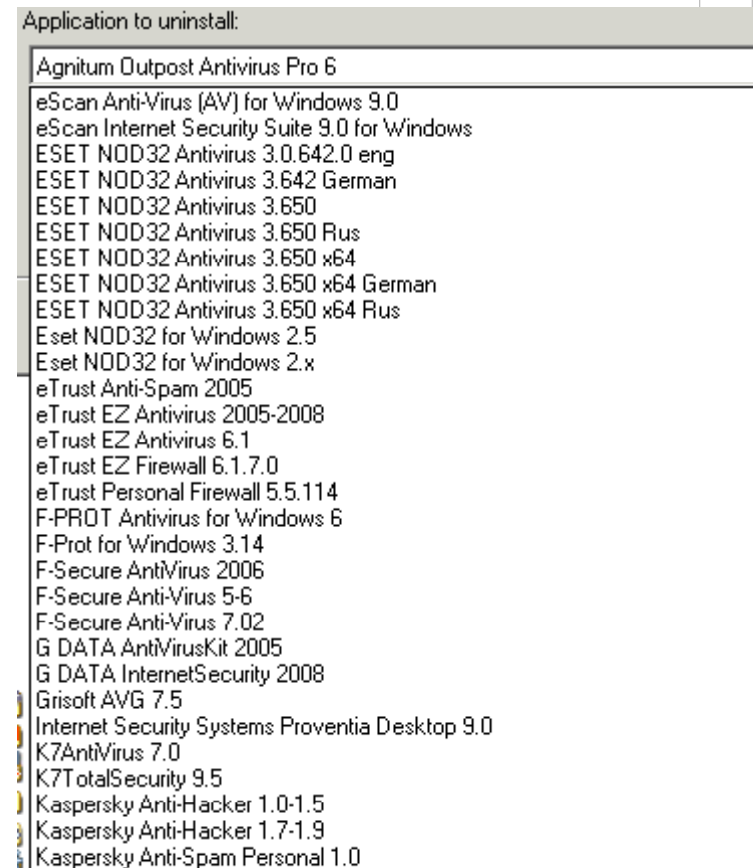
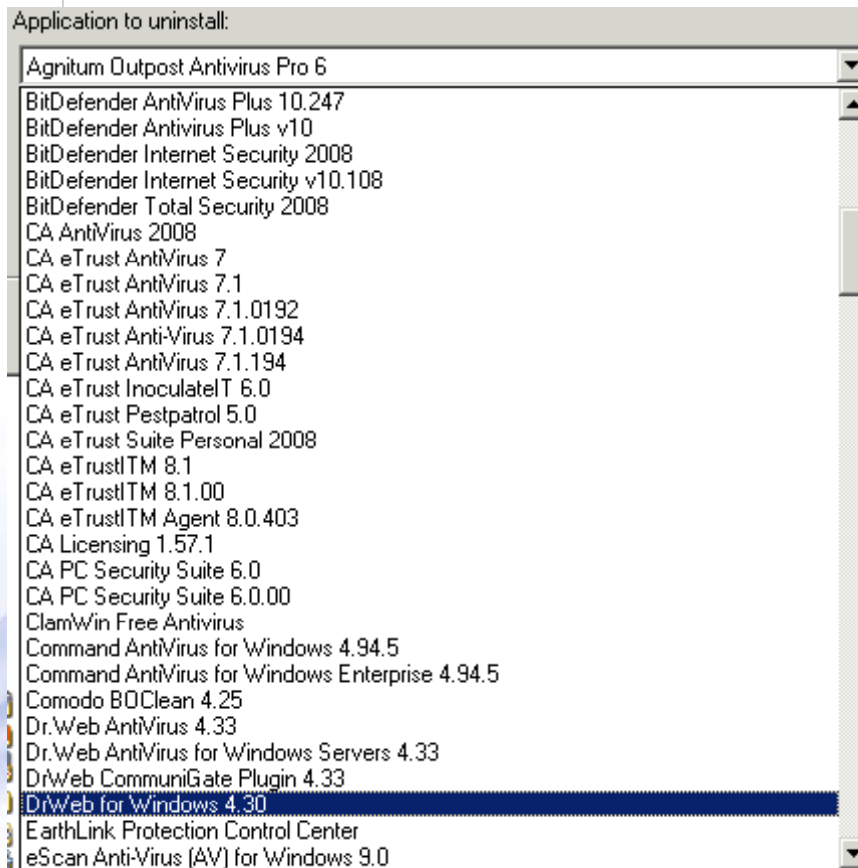
Application to uninstall:

- Agnitum Outpost Antivirus Pro 6
- Agnitum Outpost Antivirus Pro 6**
- Agnitum Outpost Antivirus Pro 6 x64
- Agnitum Outpost Firewall 1.0
- Agnitum Outpost Firewall 1.0 SDK
- Agnitum Outpost Firewall 2.5
- Agnitum Outpost Firewall 2.x
- Agnitum Outpost Firewall Pro 2.1
- Agnitum Outpost Firewall Pro 6.0
- Agnitum Outpost Security Suite Pro 6.0
- AhnLab SpyZero 2007
- Ashampoo AntiVirus
- Ashampoo AntiVirus 1.6
- Ashampoo FireWall
- Ashampoo FireWall PRO 1.14
- AtGuard 3.2
- Authentium Command AV 4.90.x / 4.92.x
- Authentium Command AV 4.94.9
- AVG 8.0
- Avira AntiVir PersonalEdition Classic 7
- Avira AntiVir PersonalEdition Premium 7.06
- Bit Defender Professional Edition 7.2 (Fr)
- Bit Defender Standard Edition 7.2 (Fr)
- BitDefender 8 Professional (Fr)
- BitDefender 8 Professional Plus
- BitDefender 8 Standard
- BitDefender 8 Standard (Fr)
- BitDefender 9 Professional Plus
- BitDefender 9 Standard
- BitDefender Antivirus 2008
- BitDefender AntiVirus Plus 10.247

elp

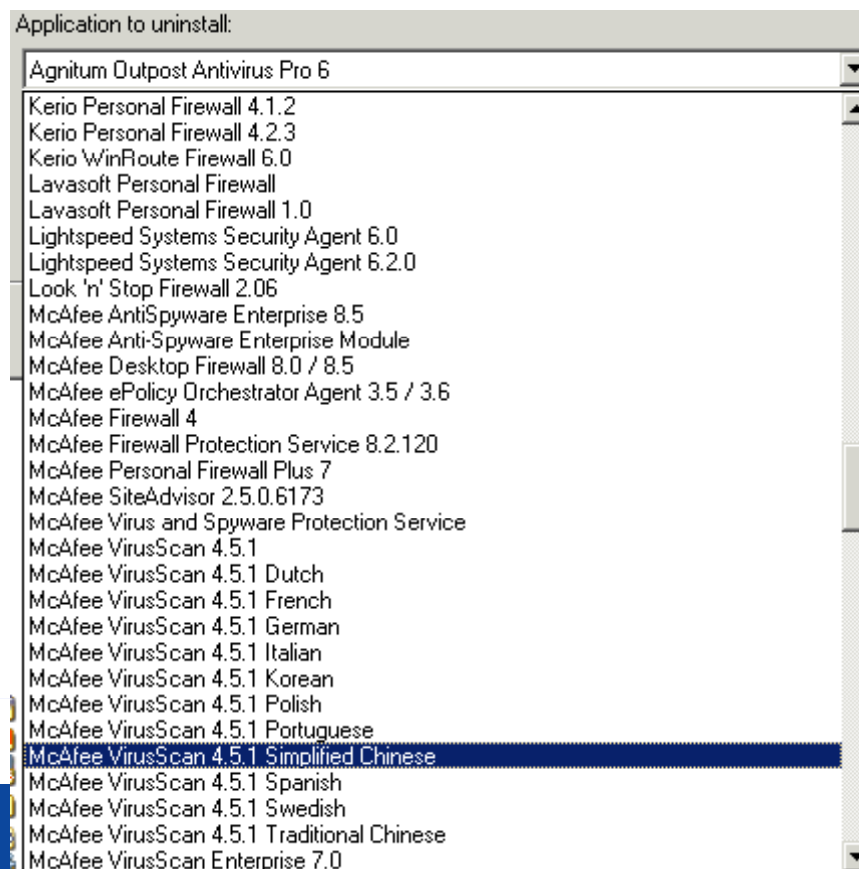
Migration

- Deinstallation anderer Virens Scanner



Migration

- ... insgesamt aktuell 245 Deinstallations-Pakete



Migration

- Kontrolle Deinstallation

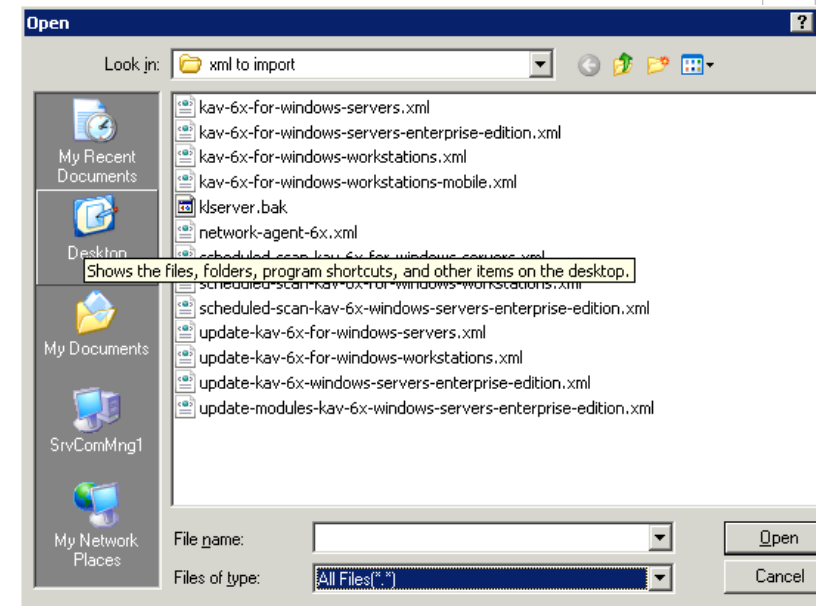
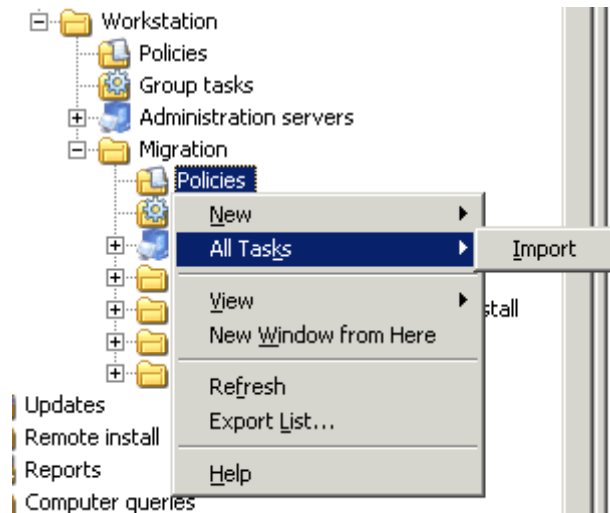
The screenshot displays two overlapping windows from the Kaspersky Admin Console. The top window, titled 'Trendmicro Uninstall Properties', shows the configuration for a task named 'Trendmicro Uninstall'. The 'Application' is set to 'Kaspersky Administration Kit' and the 'Task type' is 'Product deinstallation task'. The bottom window, titled 'Task results', shows the execution status for the 'Trendmicro Uninstall' task. A table lists the results for client computer 'CH200', where the status is 'Scheduled (Host unavailable)' and the description is 'Cannot dow...'. A red circle highlights the status text. Below this, a detailed view for computer 'CH200' shows three entries, all with a status of 'Scheduled' and a description of 'Cannot d...'. The date for all entries is 'Mittwoch, 24. J...'. A 'Refresh' button is visible next to the table headers.

Client computer	Group	Status	Time	Description
CH200	Trendmicro Uninstall	Scheduled (Host unavailable)	Mittwoch, 24. J...	Cannot dow...

Status	Time	Registration time	Descriptio
Scheduled	Mittwoch, 24. J...	Mittwoch, 24. J...	Cannot d...
Scheduled	Mittwoch, 24. J...	Mittwoch, 24. J...	Cannot d...
Scheduled	Mittwoch, 24. J...	Mittwoch, 24. J...	Cannot d...

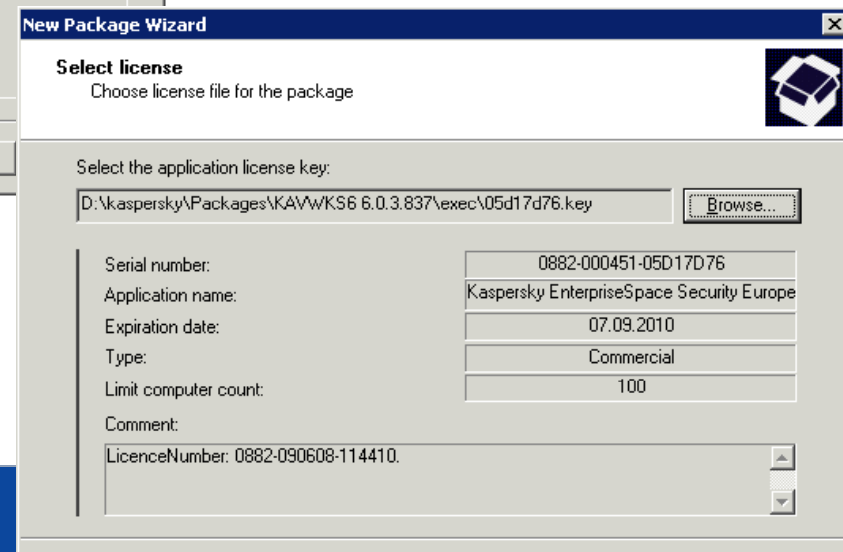
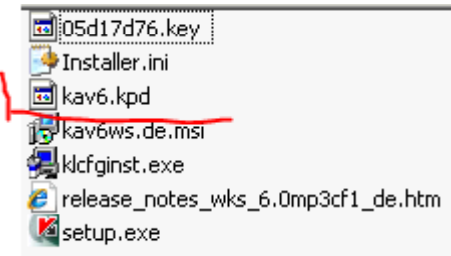
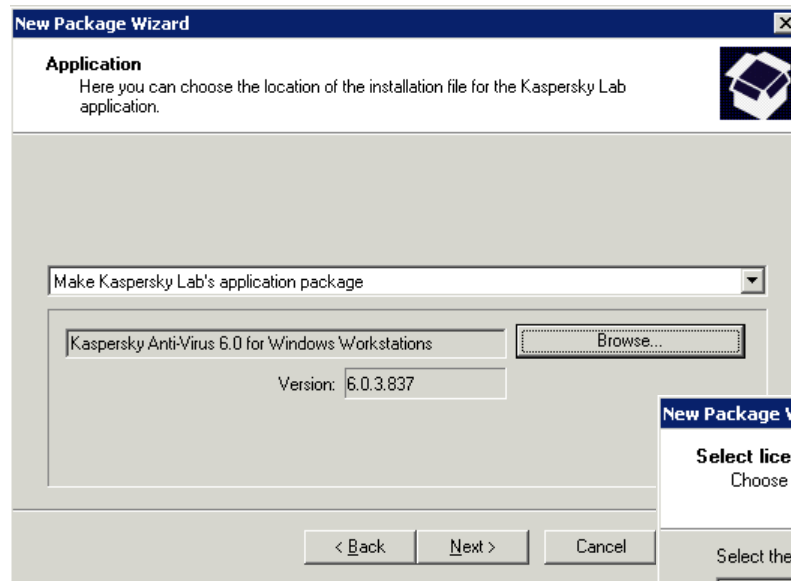
Migration

- Richtlinien Erstellung (mittels XML-Template)



Migration

- Installations-Task Kaspersky Antivirus



Kaspersky Admin
Konsole

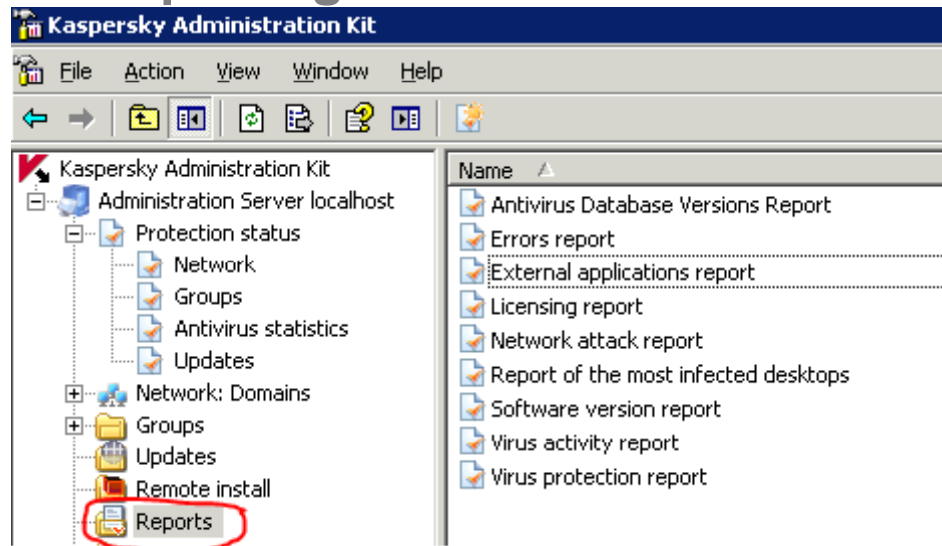
Migration

Statistik

Aufgaben Admin

Statistik

- Reporting



Statistik

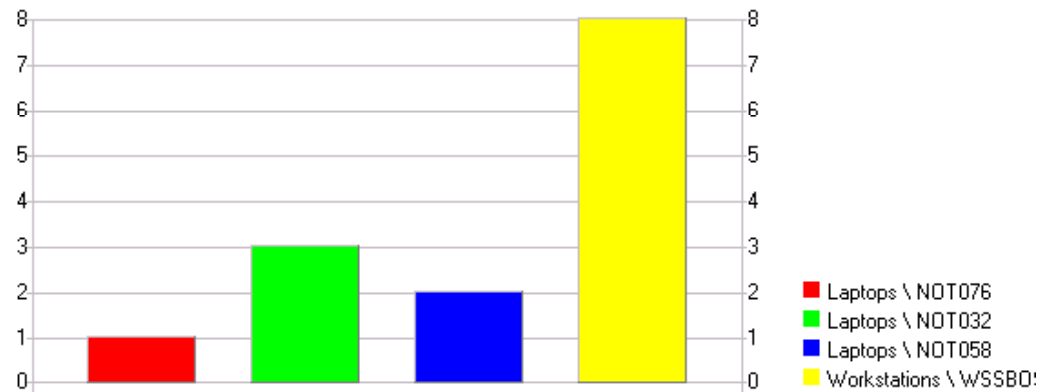
- Am meisten infizierte Desktops

Kaspersky Administration Kit

Report of the most infected desktops

Top 10 most infected desktops for the entire system

Period: from Tuesday, February 24, 2009 to Thursday, June 25, 2009



Summary:

Hosts infected: 4

Group	Client computer	Objects infected	Different viruses	First detection time	Last detection time
Laptops	NOT032	3	1	Friday, March 13, 2009 5:10:20 AM	Friday, March 13, 2009 5:11:20 AM

Statistik

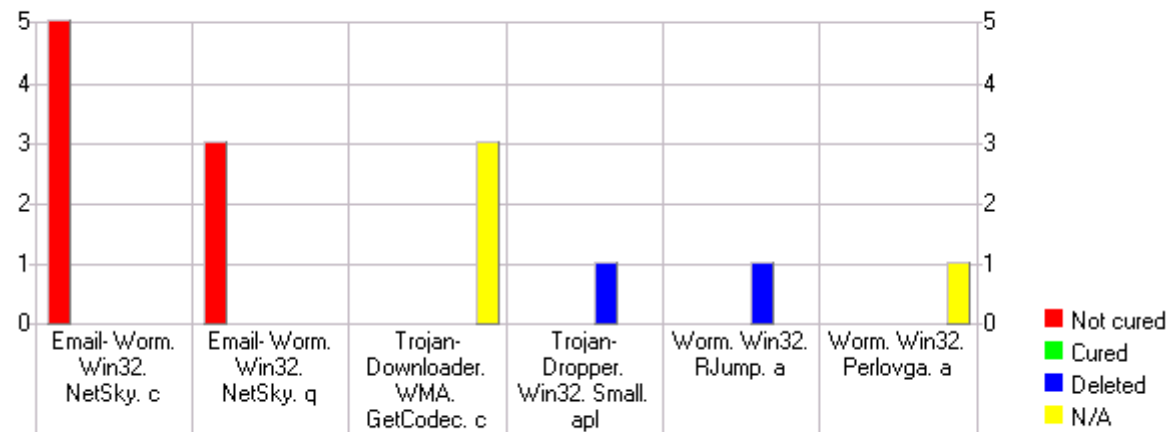
- Virus Aktivität

Kaspersky Administration Kit

Virus activity report

This report contains information related to virus activity for the entire system

Period: from Tuesday, February 24, 2009 to Thursday, June 25, 2009



Kaspersky Admin
Konsole

Migration

Statistik

Aufgaben Admin

Statistik

- Event-Log

- [-] Laptops
- [-] Servers
- [-] Workstations
 - Policies
 - Group tasks
 - Administration servers
- [-] Migration
 - Policies
 - Group tasks
 - Administration servers
 - [-] install kaspersky
 - Policies
 - Group tasks
 - Administration servers
 - [-] install network agent
 - [-] Test STA
 - [-] uninstall trendmicro
- Updates
- Remote install
- Reports
- Computer queries
 - Computers with the 'Critical' status'
 - Computers with the 'Warning' status'
 - New computers in the network (for c...
- Events**
 - All events
 - Critical events
 - Functional failures
 - Warnings
 - Informational messages
 - Audit events

Event properties

General

X Threat signatures are obsolete

Severity: Critical

Application: Kaspersky Anti-Virus 6.0 for Windows Workstation

Version number: 6.0.3.837

Task name: Protection

Computer: NOT032

Group: Laptops

Time: Wednesday, March 04, 2009 7:19:50 AM

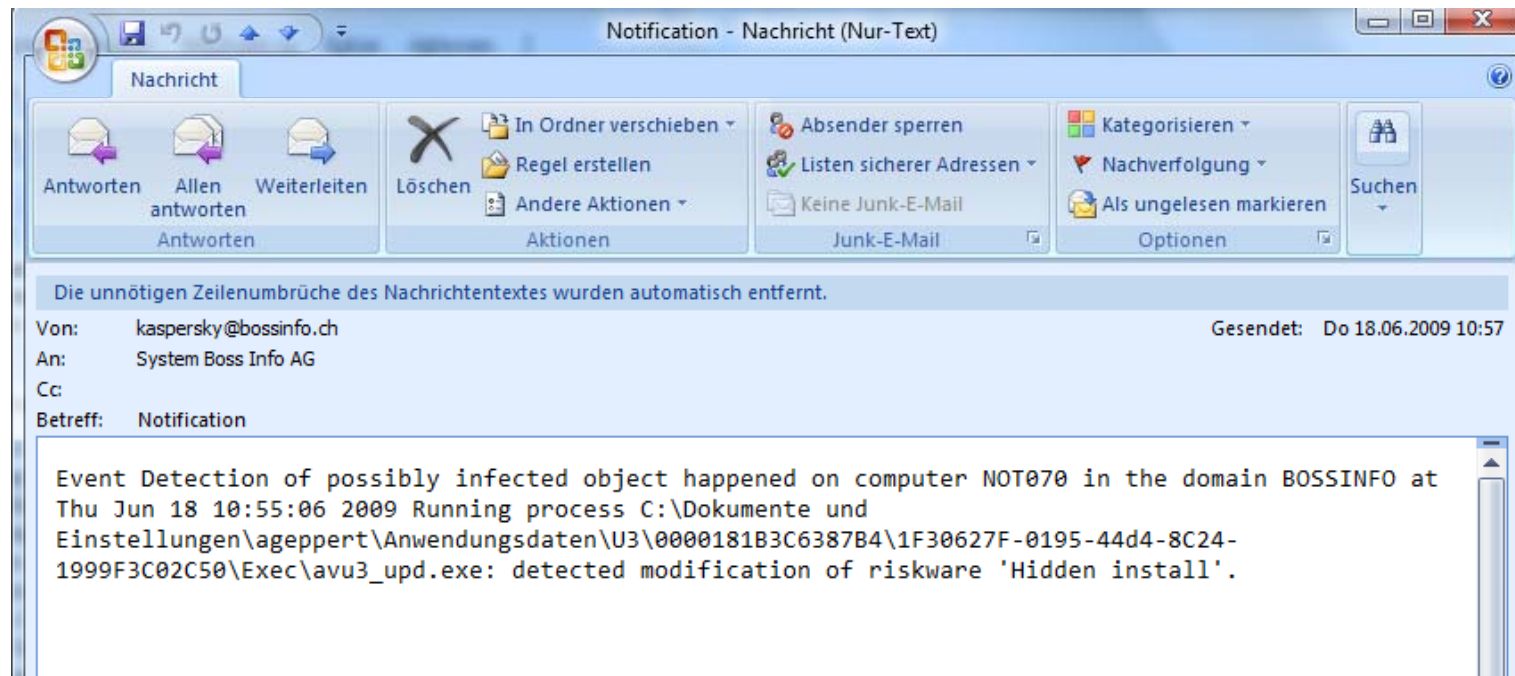
Description:
The threat signatures are obsolete. Your computer is at risk. You are advised to update the signatures immediately.

< Back Next > Copy to clipboard Close

Critical	Administratio...	Servers	Kaspersky Administration Kit	6.0.1710
Critical	Administratio...	Servers	Kaspersky Administration Kit	6.0.1710

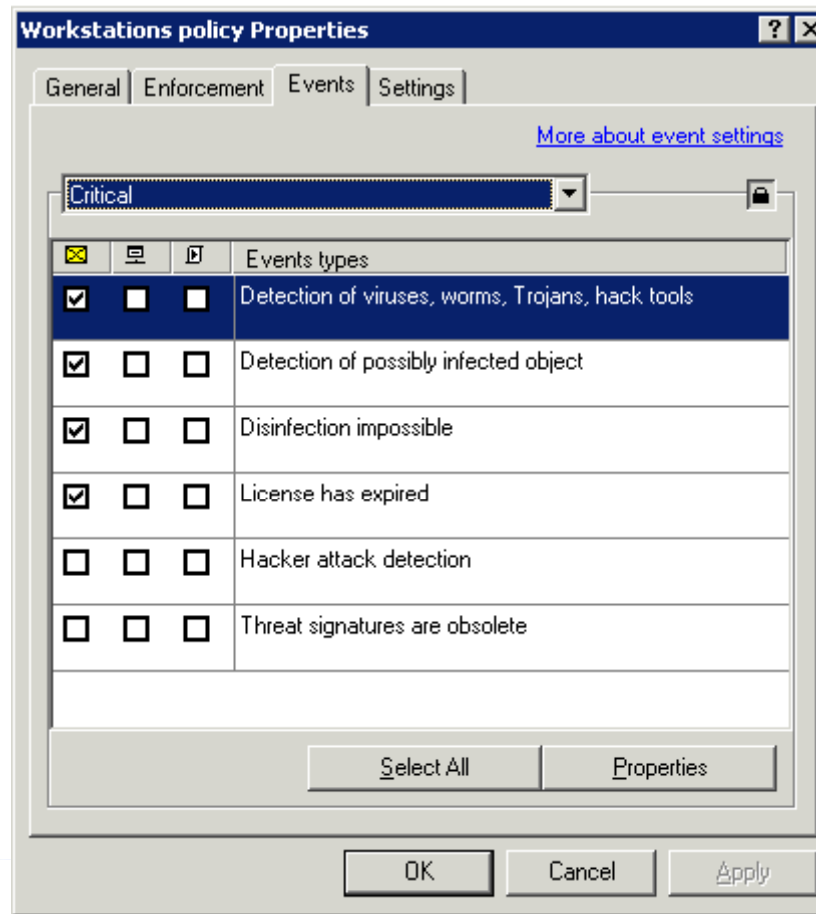
Statistik

- Mail



Statistik / Monitoring

- Art des Alert




Aufgaben des Admin

- **Protection Status**

Kaspersky Administration Kit

- Administration Server local
 - Protection status
 - Network
 - Groups
 - Antivirus statistics
 - Updates
- Network: Domains
- Groups
- Updates
- Remote install
- Reports
- Computer queries
- Events
- Global tasks
- Licenses
- Storages




Network [Details...](#)

Computers outside the logical network: **97** [Network management...](#)

Last computer network scanning: **4 min. ago**

Scanned: **100 %**

New computers : **1** [Computers management...](#)




Administration groups [Details...](#)

Number of computers in groups: **65** [Groups management...](#)

Connected to the Administration Server: **2** [Groups management](#)


Including computers with status **Critical**: **65** [View computers with status Critical...](#)

Including computers with status **Warning**: **0** [View computers with status Warning...](#)



Anti-virus statistics [Details...](#)

Number of dangerous objects detected : **0** [View dangerous objects...](#)

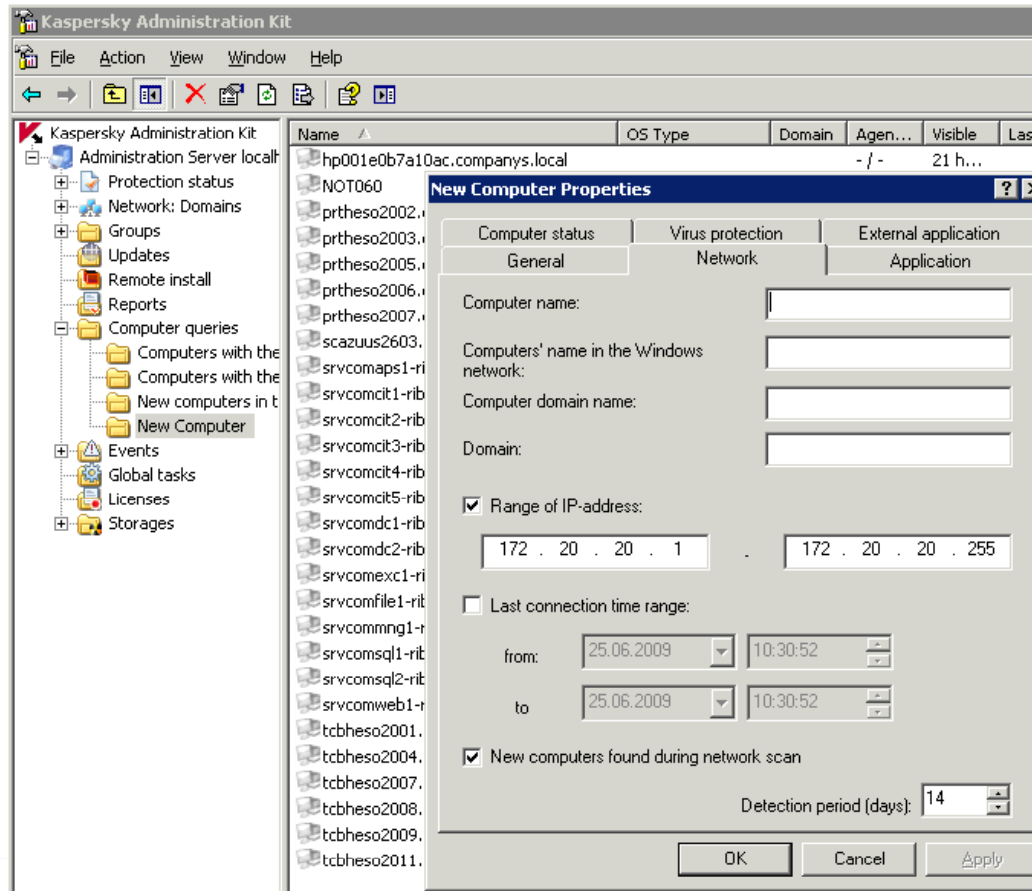


Updates [Details...](#)

Last update: **22 min. ago** [Configure the updates...](#)

Aufgaben des Admin

- Neue Clients einbinden => Computer Queries



Kaspersky Admin
Konsole

Migration

Statistik

Aufgaben Admin

Aufgaben des Admin

- Alte Clients löschen => Automatisch 60 Tage
- Update Kontrolle
- Event-Log der Admin Konsole
- Mails von Admin Konsole